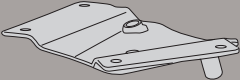












# SR7051M - KR7051M

PORTAPACCO SPECIFICO - SPECIFIC HOLDER - PORTE-PAQUET SPÉCIFIQUE - SPEZIFISCHER TRÄGER - PORTA-EQUIPAJE ESPECÍFICO

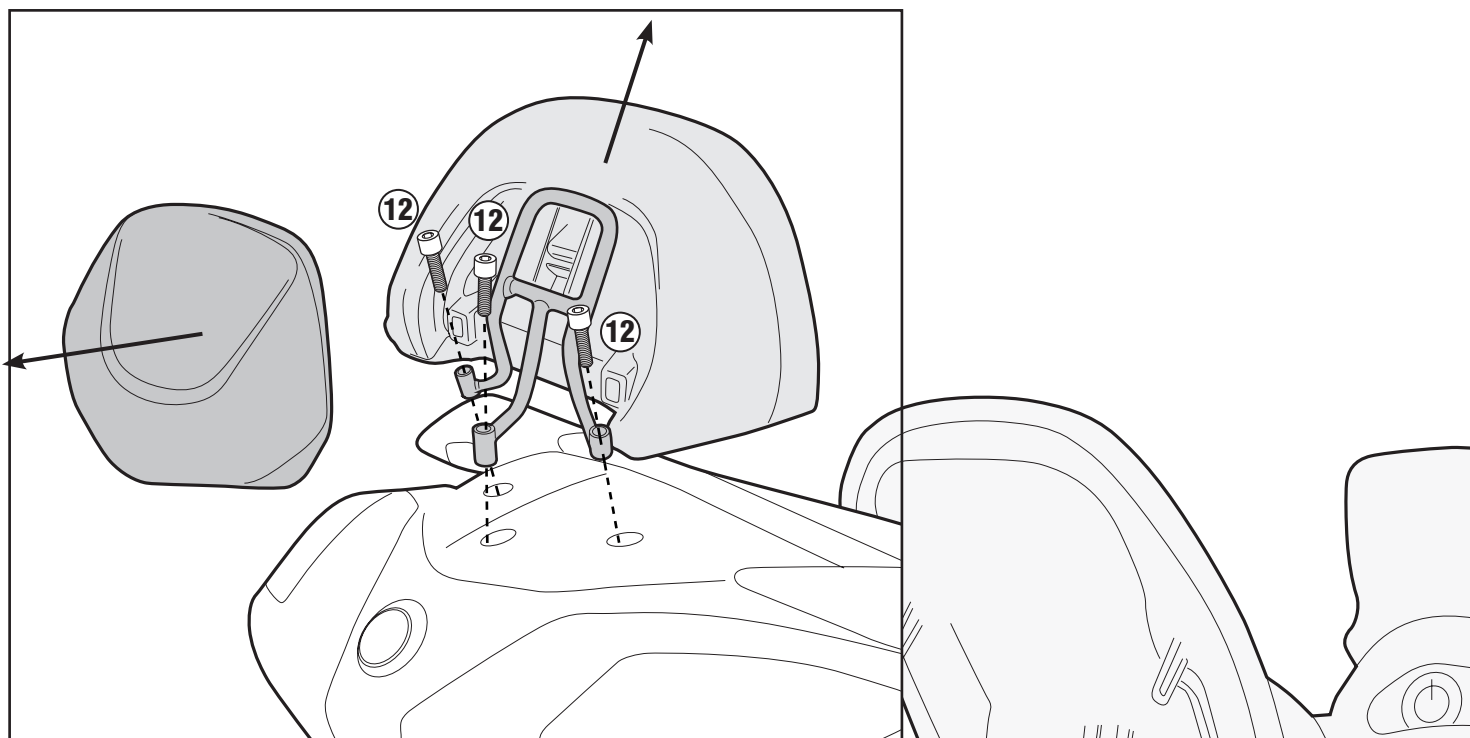
## SYM MAXSYM 400cc (2011)

N°	Descrizione	Caratteristiche	Codice	Quantità	
1	Supporto - Support - Support Halterung - Soporte	-	GL2021	1	
2	Piastra - Plate Platine - Platte Parrilla	-	M5M	1	
3	Vite - Screw Vis - Schraube Tornillo	TBEI M8x45	-	3	
4	Vite - Screw Vis - Schraube Tornillo	TCEI M6x25	-	4	
5	Distanziale - Spacer Entretoise - Distanzstueck Distanciador	Ø18x25 foro 8.5mm	V632	1	
6	Distanziale - Spacer Entretoise - Distanzstueck Distanciador		V751	2	
7	Rondella - Washer Rondelle - Scheibe Arandela	Ø6		4	
8	Rondella - Washer Rondelle - Scheibe Arandela	Ø6x18		4	
9	Rondella - Washer Rondelle - Scheibe Arandela	Ø8x14		3	
10	Copriforo - Bolt Cap Cache Trou - Stopslock Tapa Agujero		Z621	6	
11	Dado - Bolt - Ecrou Mutter - Tuerca	Auto Bloccante M6		4	
12	Componenti originali - Original parts Parties originales - Original bauteile Componentes originales	-	-	-	

# SR7051M - KR7051M

PORTAPACCO SPECIFICO - SPECIFIC HOLDER - PORTE-PAQUET SPÉCIFIQUE - SPEZIFISCHER TRÄGER - PORTA-EQUIPAJE ESPECÍFICO

## SYM MAXSYM 400cc (2011)



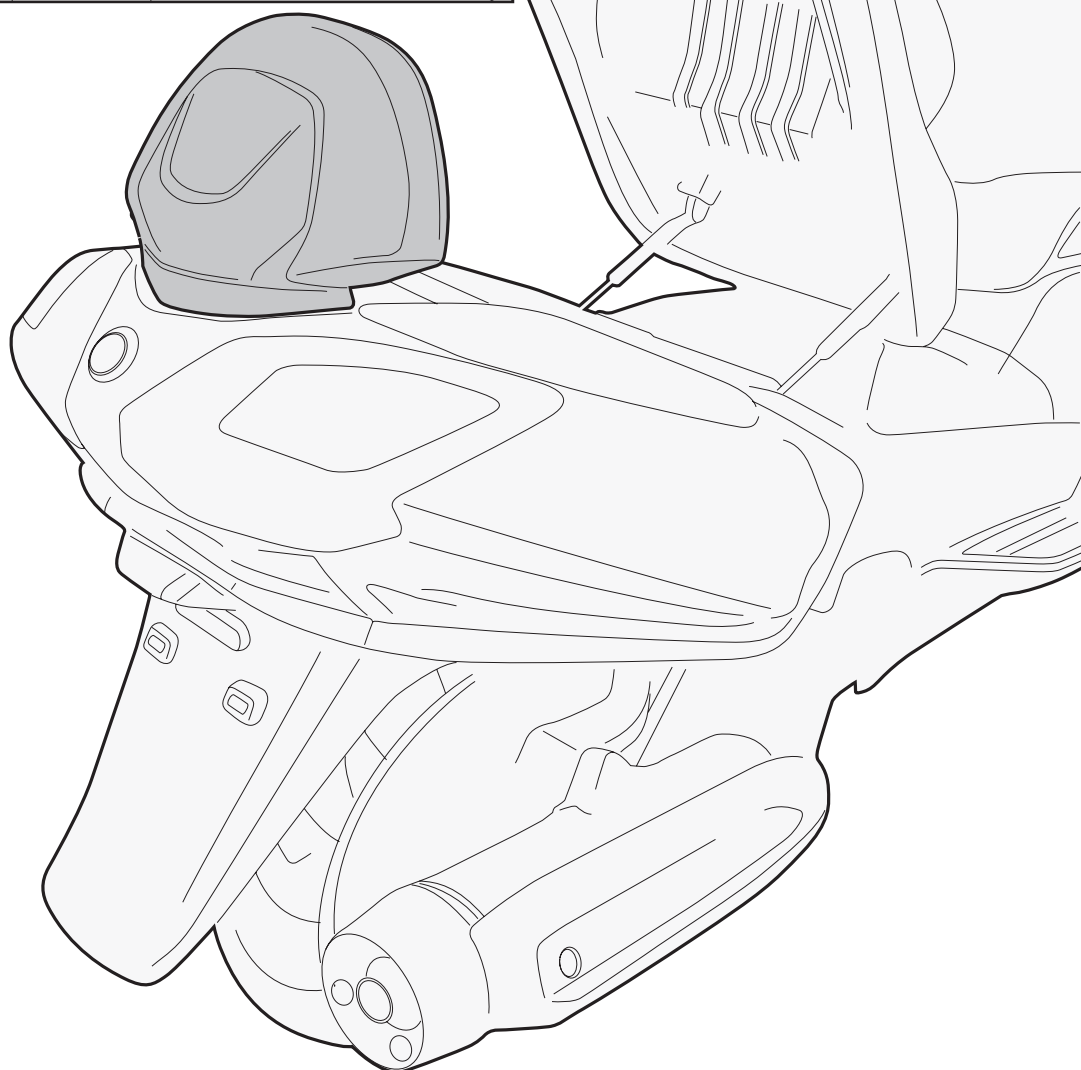
TOGLIERE

REMOVE

ENLEVER

ENTFERNEN

QUITAR



# SR7051M - KR7051M

PORTAPACCO SPECIFICO - SPECIFIC HOLDER - PORTE-PAQUET SPÉCIFIQUE - SPEZIFISCHER TRÄGER - PORTA-EQUIPAJE ESPECÍFICO

## SYM MAXSYM 400cc (2011)

