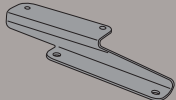












SR6403 – KR6403

PORTAPACCO SPECIFICO – SPECIFIC HOLDER – PORTE-PAQUET SPÉCIFIQUE – SPEZIFISCHER TRÄGER – PORTA-EQUIPAJE ESPECÍFICO – TRANSPORTADOR ESPECÍFICO

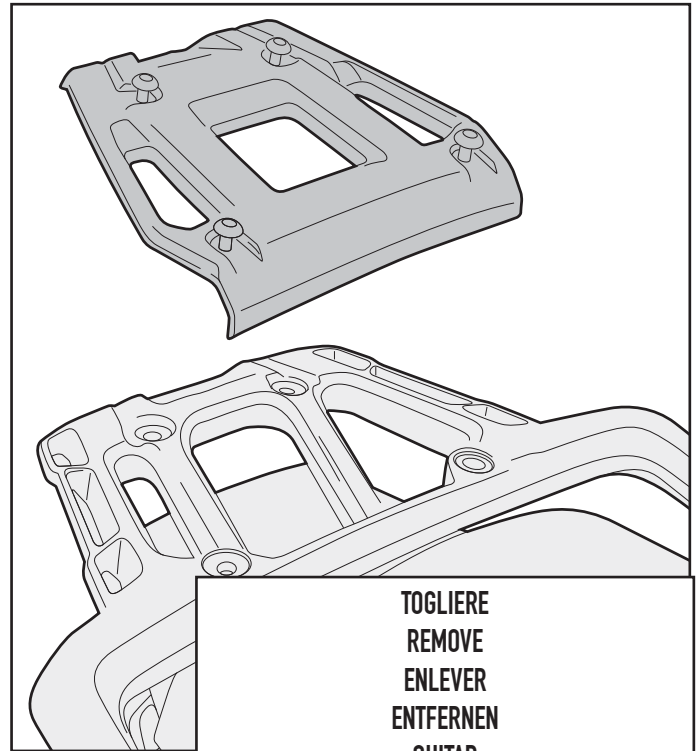
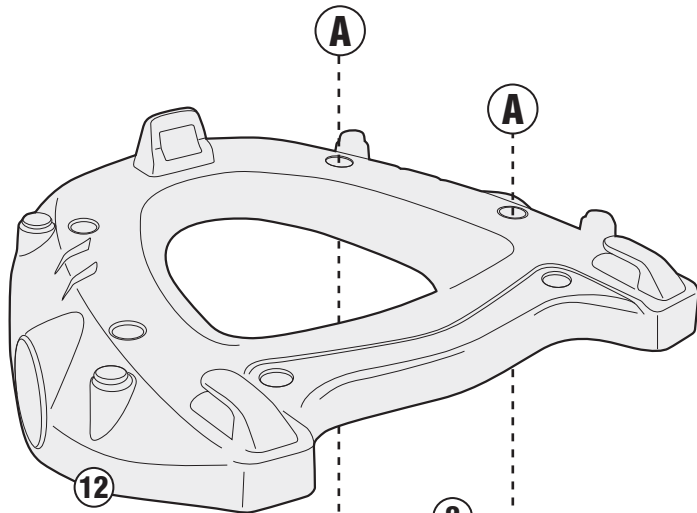
TRIUMPH TIGER EXPLORER 1200 (2012)

N°	Descrizione	Caratteristiche	Codice	Quantità	
1	Supporto - Support Support - Halter - Soporte - Suporte	-	GL2123	2 (Dx,Sx)	
2	Vite - Screw Vis - Schraube Tornillo - Parafuso	TBEI M8x30		4	
3	Vite - Screw Vis - Schraube Tornillo - Parafuso	TCEI M6x25		4	
4	Distanziale - Spacer Entretoise - Distanzstueck Distanciador - Espaçador	Ø18x10 foro 8.5mm	C18L10F8T	4	
6	Rondella - Washer - Rondelle Scheibe - Arandela - Arruela	Ø6		4	
7	Rondella - Washer - Rondelle Scheibe - Arandela - Arruela	Ø8x14		4	
8	Rondella - Washer - Rondelle Scheibe - Arandela - Arruela	Ø6x18		4	
9	Dado - Bolt - Ecrou Mutter - Tuerca - Porca	Auto Bloccante Flangiato M8		4	
10	Dado - Bolt - Ecrou Mutter - Tuerca - Porca	Auto Bloccante M6		4	
11	Copriforo - Bolt Cap Cache Trou - Stopslock Tapa Agujero - Bonè		Z621	6	
12	Piastra - Plate Platine - Platte Parrilla - Prato		M5	1	

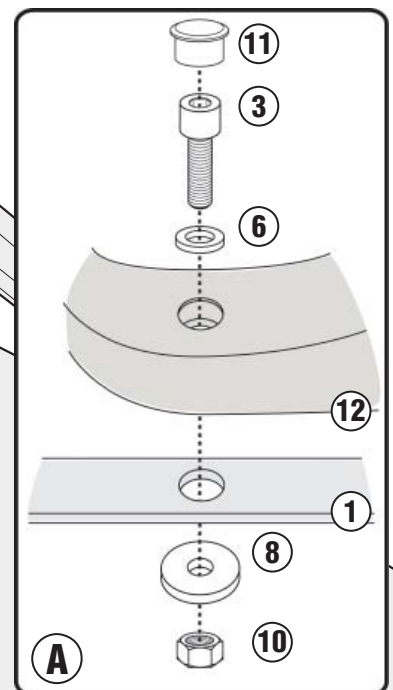
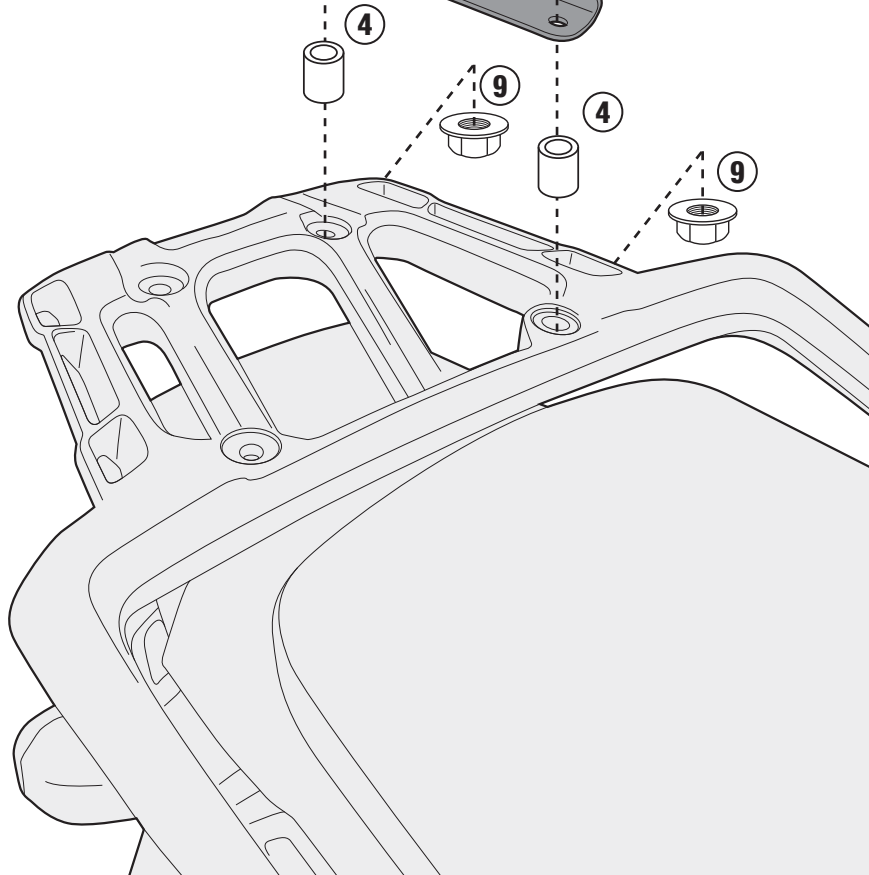
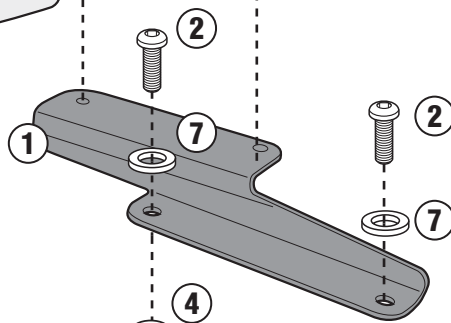
SR6403 - KR6403

PORTAPACCO SPECIFICO - SPECIFIC HOLDER - PORTE-PAQUET SPÉCIFIQUE - SPEZIFISCHER TRÄGER - PORTA-EQUIPAJE ESPECÍFICO - TRANSPORTADOR ESPECÍFICO

TRIUMPH TIGER EXPLORER 1200 (2012)



TOGLIERE
REMOVE
ENLEVER
ENTFERNEN
QUITAR
REMOVER



ISTRUZIONI DI MONTAGGIO - MOUNTING INSTRUCTIONS
INSTRUCTIONS DE MONTAGE - BAUANLEITUNG
INSTRUCCIONES DE MONTAJE - INSTRUÇÕES DE MONTAGEM