

PIASTRA SPECIFICA - SPECIFIC PLATE
 PLATINE SPECIFIQUE - SPEZIFISCHE PLATTE - PARRILLA ESPECÍFICA

BMW F800GS 2008

ISTRUZIONI DI MONTAGGIO - MOUNTING INSTRUCTIONS
 INSTRUCCIONES DE MONTAJE - BAUANLEITUNG - INSTRUCCIONES DE MONTAJE



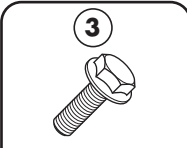
1
SUPPORTO
 SUPPORT
 SUPPORT
 HALTERUNG
 SOPORTE

Q.TY n.1



2
VITE TEF M8x60mm
 SCREW M8x60mm
 VIS M8x60mm
 SCHRAUBE M8x60mm
 TORNILLO M8x60mm

Q.TY n.2



3
VITE TEF M8x55mm
 SCREW M8x55mm
 VIS M8x55mm
 SCHRAUBE M8x55mm
 TORNILLO M8x55mm

Q.TY n.2




4
VITE TEF M6x35mm
 SCREW M6x35mm
 VIS M6x35mm
 SCHRAUBE M6x35mm
 TORNILLO M6x35mm

Q.TY n.4



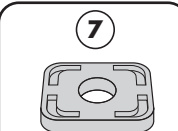
5
RONDELLA Ø6mm
 WASHER Ø6mm
 RONDELLE Ø6mm
 SCHEIBE Ø6mm
 ARANDELA Ø6mm

Q.TY n.4



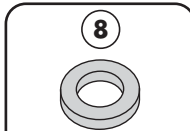
6
RONDELLA Ø6x20mm
 WASHER Ø6x20mm
 RONDELLE Ø6x20mm
 SCHEIBE Ø6x20mm
 ARANDELA Ø6x20mm

Q.TY n.4



7
GOMMINO
 Z1822
 RUBBER
 CAOUTCHOUC
 GUMMI
 GOMA

Q.TY n.4




8
RONDELLA IN GOMMA
 Z1823
 RUBBER WASHER
 RONDELLE EN GOMME
 GUMMISCHLEIBE
 ARANDELA DE GOMA

Q.TY n.4



9
DISTANZIALE Ø11x1mm
 foro Ø6,5mm
 V687
 SPACER
 ENTRETROISE
 DISTANZSTUECK
 DISTANCIADOR

Q.TY n. 4



10
DISTANZIALE Ø16x32mm
 foro Ø8,5mm
 V696
 SPACER
 ENTRETROISE
 DISTANZSTUECK
 DISTANCIADOR

Q.TY n. 2




11
PIASTRA MONOKEY
 Z622M
 PLATE
 PLATINE
 PLATTE
 PARRILLA

Q.TY n.1



12
DADO A.B. M6
 FLANGIATO
 BOLT M6
 ECROU M6
 MUTTER M6
 TUERCA M6

Q.TY n.4



13
COPRIFORO
 Z621
 BOLT CAP
 CACHE TROU
 STOPLOCK
 TAPA AGUJERO

Q.TY n.6

