






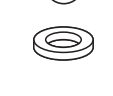
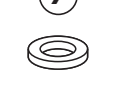
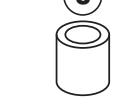

E137 - KE1370

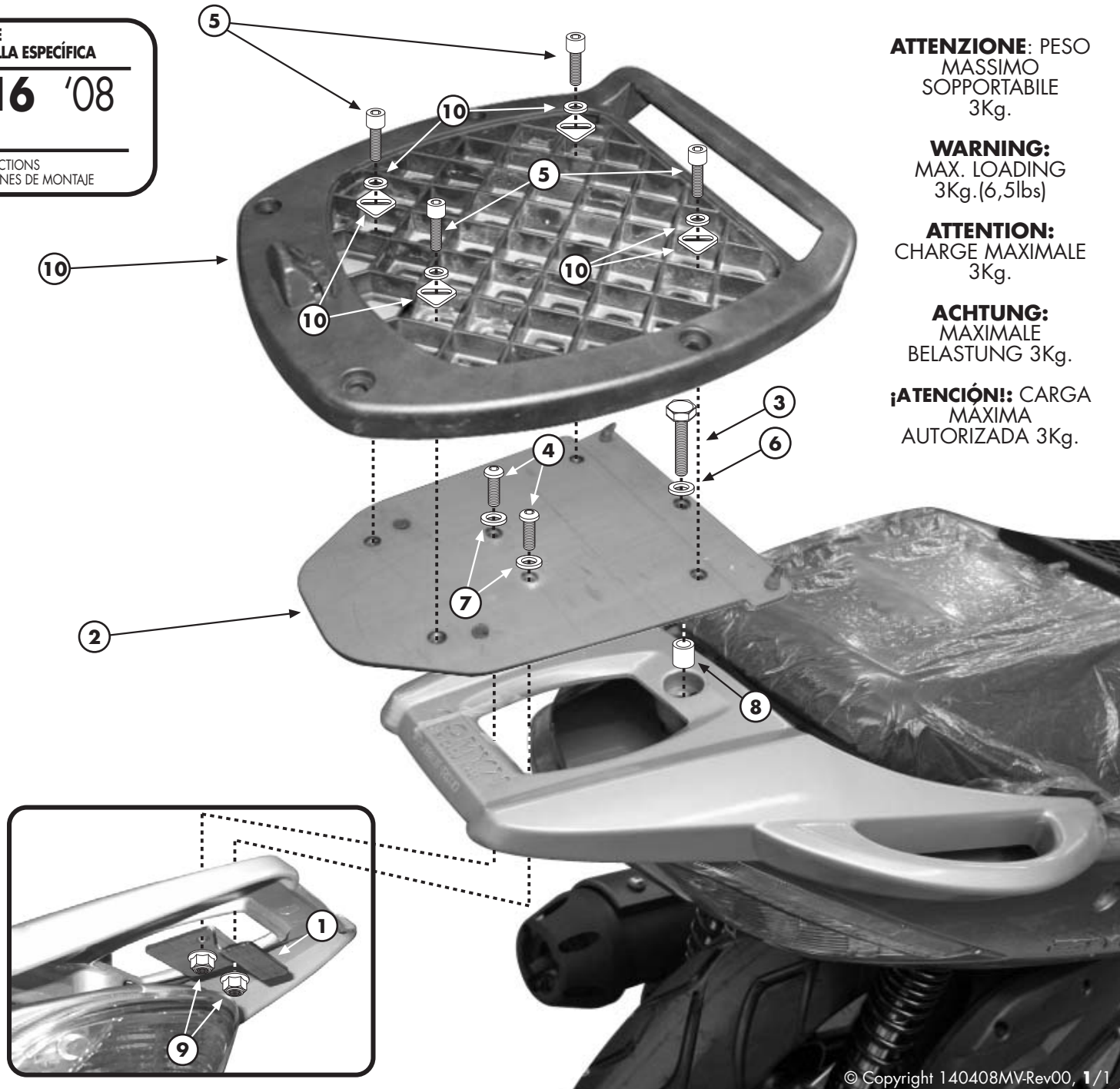
PIASTRA SPECIFICA - SPECIFIC PLATE
PLATINE SPECIFIQUE - SPEZIFISCHE PLATTE - PARRILLA ESPECÍFICA

KYMCO AGILITY R16 '08

50/125cc

ISTRUZIONI DI MONTAGGIO - MOUNTING INSTRUCTIONS
INSTRUCTIONS DE MONTAGE - BAUANLEITUNG - INSTRUCCIONES DE MONTAJE

 1 SUPPORTO SUPPORT SUPPORT HALTERUNG SOPORTE Q.TY n.1	 2 SUPPORTO PIASTRA PLATE SUPPORT SUPPORT PLATINE PLATTEHALTERUNG SOPORTE PLETINA Q.TY n.1	 3 VITE TE M8x75mm SCREW VIS SCHRAUBE TORNILLO Q.TY n.1
 4 VITE TBEI M6x20mm SCREW M6x20mm VIS M6x20mm SCHRAUBE M6x20mm TORNILLO M6x20mm Q.TY n.2	 5 VITE TCEI M6x20mm SCREW M6x20mm VIS M6x20mm SCHRAUBE M6x20mm TORNILLO M6x20mm Q.TY n.4	 6 RONDELLA Ø8mm WASHER RONDELLE SCHEIBE ARANDELA Q.TY n.1
 7 RONDELLA Ø6mm WASHER Ø6mm RONDELLE Ø6mm SCHEIBE Ø6mm ARANDELA Ø6mm Q.TY n.2	 8 DISTANZIALE Ø20x22mm Foro Ø8,5mm, V648 SPACER ENTRETOISE DISTANZSTUECK DISTANCIADOR Q.TY n.1	 9 DADO A.B. M6 FLANGIATO BOLT M6 ECROU M6 MUTTER M6 TUERCA M6 Q.TY n.2
10 PARTICOLARI INCLUSI NEL KIT VITERIA DELLA PIASTRA COMPONENTS INCLUDED IN THE FITTING KIT OF THE PLATE PIÈCES INCLUES DANS LE KIT DE VIS DE LA PLATINE DIE EINZELNEN TEILE SIND BEI MONTAGEKIT DER PLATTE ENTHALTEN DESPIECES INCLUIDOS EN EL KIT DE ANCLAJES DE LA PARRILLA Q.TY n.-		



ATTENZIONE: PESO
MASSIMO
SOPPORTABILE
3Kg.

WARNING:
MAX. LOADING
3Kg. (6,5lbs)

ATTENTION:
CHARGE MAXIMALE
3Kg.

ACHTUNG:
MAXIMALE
BELASTUNG 3Kg.

¡ATENCIÓN! CARGA
MAXIMA
AUTORIZADA 3Kg.